























































CASEMENT

Operator/Stationary Units

MO (mm)	1-4 1/2 (419)	1-8 1/2 (521)	2-0 1/2 (622)	2-4 1/2 (724)	2-8 1/2 (826)	3-0 1/2 (927)
RO (mm)	1-5 (432)	1-9 (533)	2-1 (635)	2-5 (737)	2-9 (838)	3-1 (940)
Frame Size (mm)	1-4 (406)	1-8 (508)	2-0 (610)	2-4 (711)	2-8 (813)	3-0 (914)
DLO (mm)	0-10 25/32 (274)	1-2 25/32 (376)	1-6 25/32 (477)	1-10 25/32 (579)	2-2 25/32 (680)	2-6 25/32 (782)

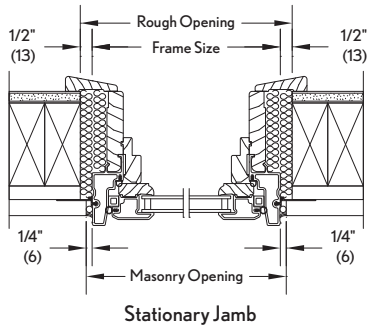
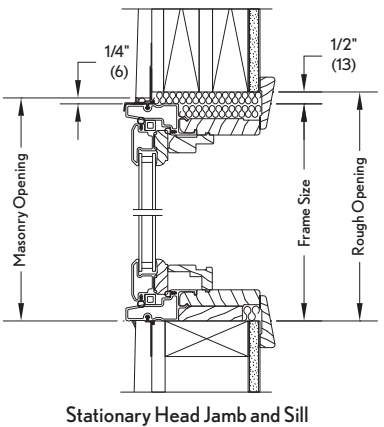
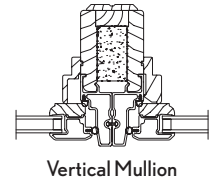
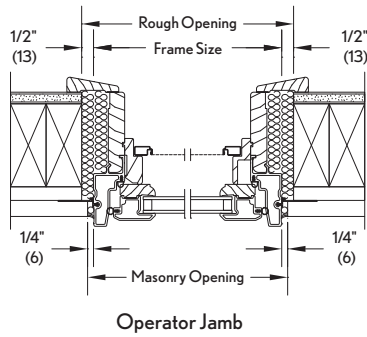
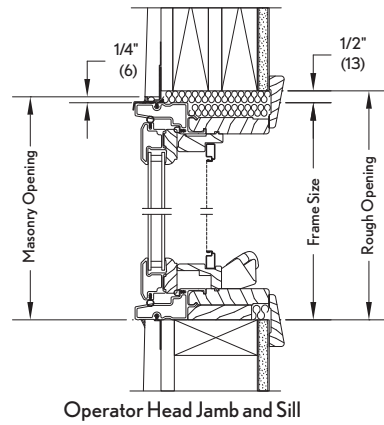
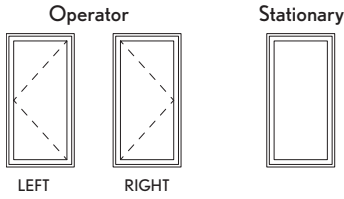
2-7 3/8 (797) 2-7 5/8 (803) 2-7 1/8 (791) 2-1 29/32 (658)	 ICA1731	 ICA2131	 ICA2531	 ICA2931	 ICA3331	 ICA3731
2-11 3/8 (898) 2-11 5/8 (905) 2-11 1/8 (892) 2-5 29/32 (760)	 ICA1735	 ICA2135	 ICA2535	 ICA2935	 ICA3335	 ICA3735 E*
3-3 3/8 (1000) 3-3 5/8 (1006) 3-3 1/8 (994) 2-9 29/32 (861)	 ICA1739	 ICA2139	 ICA2539	 ICA2939	 ICA3339	 ICA3739 E*
3-7 1/2 (1105) 3-7 3/4 (1111) 3-7 1/4 (1099) 3-2 1/32 (966)	 ICA1743	 ICA2143	 ICA2543	 ICA2943 E	 ICA3343 E	 ICA3743 E
3-11 3/8 (1203) 3-11 5/8 (1210) 3-11 1/8 (1197) 3-5 29/32 (1065)	 ICA1747	 ICA2147	 ICA2547	 ICA2947 E	 ICA3347 E	 ICA3747 E
4-7 3/8 (1406) 4-7 5/8 (1413) 4-7 1/8 (1400) 4-1 29/32 (1268)	 ICA1755	 ICA2155	 ICA2555	 ICA2955 E	 ICA3355 E	 ICA3755 E
4-11 3/8 (1508) 4-11 5/8 (1514) 4-11 1/8 (1502) 4-5 29/32 (1369)	 ICA1759	 ICA2159	 ICA2559 E	 ICA2959 E	 ICA3359 E	 ICA3759 E
5-3 3/8 (1610) 5-3 5/8 (1616) 5-3 1/8 (1603) 4-9 29/32 (1471)	 ICA1763	 ICA2163	 ICA2563 E	 ICA2963 E	 ICA3363 E	 ICA3763 E
5-11 3/8 (1813) 5-11 5/8 (1819) 5-11 1/8 (1807) 5-5 29/32 (1674)	 ICA1771T	 ICA2171T	 ICA2571ET	 ICA2971ET	 ICA3371ET	 ICA3771ET

CASEMENT

INTEGRITY® FROM MARVIN®
WOOD-ULTREX® SERIES

Construction Details

Casements available as an operator or stationary.
L or R handing determined from exterior.



Details and Elevations not to scale.

Special sized units available within product size matrix. See your Integrity retailer.

E = These windows meet National Egress Codes for fire evacuation. Local codes may differ.

T = Standard Tempered

Optional Casement Grilles, GBGs and SDLs are available in a standard Rectangular cut shown.

Other available lite cuts shown on page 49.

*3735 and 3739 meet Egress if installed at proper height from floor.

CASEMENT

2 Wide Operator/Stationary Units

MO (mm)	2-8 1/2 (826)	3-4 1/2 (1029)	4-0 1/2 (1232)	4-8 1/2 (1435)	5-4 1/2 (1638)	6-0 1/2 (1842)
RO (mm)	2-9 (838)	3-5 (1041)	4-1 (1245)	4-9 (1448)	5-5 (1651)	6-1 (1854)
Frame Size (mm)	2-8 (813)	3-4 (1016)	4-0 (1219)	4-8 (1422)	5-4 (1626)	6-0 (1829)

2-7 3/8 (797) 2-7 5/8 (803) 2-7 1/8 (791)						
ICA17312W	ICA21312W	ICA25312W	ICA29312W	ICA33312W	ICA37312W	
2-11 3/8 (898) 2-11 5/8 (905) 2-11 1/8 (892)						
ICA1735 2W	ICA2135 2W	ICA2535 2W	ICA2935 2W	ICA3335 2W	ICA3735 2W E*	
3-3 3/8 (1000) 3-3 5/8 (1006) 3-3 1/8 (994)						
ICA1739 2W	ICA2139 2W	ICA2539 2W	ICA2939 2W	ICA3339 2W	ICA3739 2W E*	
3-7 1/2 (1105) 3-7 3/4 (1111) 3-7 1/4 (1099)						
ICA1743 2W	ICA2143 2W	ICA2543 2W	ICA2943 2W E	ICA3343 2W E	ICA3743 2W E	
3-11 3/8 (1203) 3-11 5/8 (1210) 3-11 1/8 (1197)						
ICA1747 2W	ICA2147 2W	ICA2547 2W	ICA2947 2W E	ICA3347 2W E	ICA3747 2W E	
4-7 3/8 (1406) 4-7 5/8 (1413) 4-7 1/8 (1400)						
ICA1755 2W	ICA2155 2W	ICA2555 2W	ICA2955 2W E	ICA3355 2W E	ICA3755 2W E	
4-11 3/8 (1508) 4-11 5/8 (1514) 4-11 1/8 (1502)						
ICA1759 2W	ICA2159 2W	ICA2559 2W	ICA2959 2W E	ICA3359 2W E	ICA3759 2W E	
5-3 3/8 (1610) 5-3 5/8 (1616) 5-3 1/8 (1603)						
ICA1763 2W	ICA2163 2W	ICA2563 2W	ICA2963 2W E	ICA3363 2W E	ICA3763 2W E	
5-11 3/8 (1813) 5-11 5/8 (1819) 5-11 1/8 (1807)						
ICA1771 2W T	ICA2171 2W T	ICA2571 2W T	ICA2971 2W ET	ICA3371 2W ET	ICA3771 2W ET	

Details and Elevations not to scale.

Special sized units available within product size matrix. See your Integrity® retailer.

E = These windows meet National Egress Codes for fire evacuation. Local codes may differ.

T = Standard Tempered

* 3735 and 3739 meet Egress if installed at proper height from floor.

Any unit in these combinations can be operating or stationary. Operating sash are viewed from the exterior.

MULTIPLE ASSEMBLIES

Multiple assemblies can be factory mullled.

MAXIMUM ROUGH OPENING not to exceed 113" x 71 5/8" Maximum up to 7 units wide by 1 unit high.

MAXIMUM ROUGH OPENING not to exceed 85" x 94 3/4" Maximum up to 4 units wide by 5 units high.

Field mull kits are available. Structural mullion reinforcement is required for some assemblies.

Please consult your local Integrity from Marvin® representative for more information.

3 Wide Operator/Stationary Units

MO (mm)	4-0 1/2 (1232)	5-0 1/2 (1537)	6-0 1/2 (1842)	7-0 1/2 (2146)	8-0 1/2 (2451)	9-0 1/2 (2756)
RO (mm)	4-1 (1245)	5-1 (1549)	6-1 (1854)	7-1 (2159)	8-1 (2464)	9-1 (2769)
Frame Size (mm)	4-0 (1219)	5-0 (1524)	6-0 (1829)	7-0 (2134)	8-0 (2438)	9-0 (2743)

2-7 3/8 (797) 2-7 5/8 (803) 2-7 1/8 (791)						
ICA1731 3W	ICA2131 3W	ICA2531 3W	ICA2931 3W	ICA3331 3W	ICA3731 3W	
2-11 3/8 (898) 2-11 5/8 (905) 2-11 1/8 (892)						
ICA1735 3W	ICA2135 3W	ICA2535 3W	ICA2935 3W	ICA3335 3W	ICA3735 3W E*	
3-3 3/8 (1000) 3-3 5/8 (1006) 3-3 1/8 (994)						
ICA1739 3W	ICA2139 3W	ICA2539 3W	ICA2939 3W	ICA3339 3W	ICA3739 3W E*	
3-7 1/2 (1105) 3-7 3/4 (1111) 3-7 1/4 (1099)						
ICA1743 3W	ICA2143 3W	ICA2543 3W	ICA2943 3W E	ICA3343 3W E	ICA3743 3W E	
3-11 3/8 (1203) 3-11 5/8 (1210) 3-11 1/8 (1197)						
ICA1747 3W	ICA2147 3W	ICA2547 3W	ICA2947 3W E	ICA3347 3W E	ICA3747 3W E	
4-7 3/8 (1406) 4-7 5/8 (1413) 4-7 1/8 (1400)						
ICA1755 3W	ICA2155 3W	ICA2555 3W	ICA2955 3W E	ICA3355 3W E	ICA3755 3W E	
4-11 3/8 (1508) 4-11 5/8 (1514) 4-11 1/8 (1502)						
ICA1759 3W	ICA2159 3W	ICA2559 3W	ICA2959 3W E	ICA3359 3W E	ICA3759 3W E	
5-3 3/8 (1610) 5-3 5/8 (1616) 5-3 1/8 (1603)						
ICA1763 3W	ICA2163 3W	ICA2563 3W	ICA2963 3W E	ICA3363 3W E	ICA3763 3W E	
5-11 3/8 (1813) 5-11 5/8 (1819) 5-11 1/8 (1807)						
ICA1771 3W T	ICA2171 3W T	ICA2571 3W T	ICA2971 3W ET	ICA3371 3W ET	ICA3771 3W ET	

MULTIPLE ASSEMBLIES

Multiple assemblies can be factory mullled.

MAXIMUM ROUGH OPENING not to exceed 113" x 71 5/8"
Maximum up to 7 units wide by 1 unit high.

MAXIMUM ROUGH OPENING not to exceed 85" x 94 3/4"
Maximum up to 4 units wide by 5 units high.

Field mull kits are available. Structural mullion reinforcement is required for some assemblies.

Please consult your local Integrity from Marvin representative for more information.

CASEMENT

4 Wide Operator/Stationary Units

MO (mm)	5-4 1/2 (1638)	6-8 1/2 (2045)	8-0 1/2 (2451)	9-4 1/2 (2858)
RO (mm)	5-5 (1651)	6-9 (2057)	8-1 (2464)	9-5 (2870)
Frame Size (mm)	5-4 (1626)	6-8 (2032)	8-0 (2438)	9-4 (2845)

2-7 3/8 (797) 2-7 5/8 (803) 2-7 1/8 (791)				
ICA1731 4W	ICA2131 4W	ICA2531 4W	ICA2931 4W	
2-11 3/8 (898) 2-11 5/8 (905) 2-11 1/8 (892)				
ICA1735 4W	ICA2135 4W	ICA2535 4W	ICA2935 4W	
3-3 3/8 (1000) 3-3 5/8 (1006) 3-3 1/8 (994)				
ICA1739 4W	ICA2139 4W	ICA2539 4W	ICA2939 4W	
3-7 1/2 (1105) 3-7 3/4 (1111) 3-7 1/4 (1099)				
ICA1743 4W	ICA2143 4W	ICA2543 4W	ICA2943 4W E	
3-11 3/8 (1203) 3-11 5/8 (1210) 3-11 1/8 (1197)				
ICA1747 4W	ICA2147 4W	ICA2547 4W	ICA2947 4W E	
4-7 3/8 (1406) 4-7 5/8 (1413) 4-7 1/8 (1400)				
ICA1755 4W	ICA2155 4W	ICA2555 4W	ICA2955 4W E	
4-11 3/8 (1508) 4-11 5/8 (1514) 4-11 1/8 (1502)				
ICA1759 4W	ICA2159 4W	ICA2559 4W	ICA2959 4W E	
5-3 3/8 (1610) 5-3 5/8 (1616) 5-3 1/8 (1603)				
ICA1763 4W	ICA2163 4W	ICA2563 4W	ICA2963 4W E	
5-11 3/8 (1813) 5-11 5/8 (1819) 5-11 1/8 (1807)				
ICA1771 4W T	ICA2171 4W T	ICA2571 4W T	ICA2971 4W ET	

Details and Elevations not to scale.

Special sized units available within product size matrix. See your Integrity® retailer.

E = These windows meet National Egress Codes for fire evacuation. Local codes may differ.

T = Standard Tempered

Any unit in these combinations can be operating or stationary. Operating sash are viewed from the exterior.

MULTIPLE ASSEMBLIES

Multiple assemblies can be factory mullied.

MAXIMUM ROUGH OPENING not to exceed 113" x 71 5/8" Maximum up to 7 units wide by 1 unit high.

MAXIMUM ROUGH OPENING not to exceed 85" x 94 3/4" Maximum up to 4 units wide by 5 units high.

Field mull kits are available. Structural mullion reinforcement is required for some assemblies.

Please consult your local Integrity from Marvin® representative for more information.