

# DOUBLE HUNG

## Operator Units

MO (mm)	1-10 (559)	2-2 (660)	2-6 (762)	2-8 (813)	2-10 (864)
RO (mm)	1-10 1/2 (572)	2-2 1/2 (673)	2-6 1/2 (775)	2-8 1/2 (826)	2-10 1/2 (876)
Frame Size (mm)	1-9 1/2 (546)	2-1 1/2 (648)	2-5 1/2 (749)	2-7 1/2 (800)	2-9 1/2 (851)
DLO (mm)	1-3 11/16 (398)	1-7 11/16 (500)	1-11 11/16 (602)	2-11 11/16 (652)	2-3 11/16 (703)
3-0 (914)	ITDH2236	ITDH2636	ITDH3036	ITDH3236	ITDH3436
3-0 1/4 (921)					
3-0 3/4 (908)					
3-1 1/16 (348)					
3-4 (1016)	ITDH2240	ITDH2640	ITDH3040	ITDH3240	ITDH3440
3-4 1/4 (1022)					
3-4 3/4 (1010)					
3-5 1/16 (398)					
3-8 (1176)	ITDH2244	ITDH2644	ITDH3044	ITDH3244	ITDH3444
3-8 1/4 (1124)					
3-7 3/4 (1111)					
1-5 11/16 (449)					
4-0 (1219)	ITDH2248	ITDH2648	ITDH3048	ITDH3248	ITDH3448
4-0 1/4 (1226)					
3-11 3/4 (1213)					
1-7 11/16 (500)					
4-4 (1321)	ITDH2252	ITDH2652	ITDH3052	ITDH3252	ITDH3452
4-4 1/4 (1327)					
4-3 3/4 (1314)					
1-9 11/16 (551)					
4-8 (1422)	ITDH2256	ITDH2656	ITDH3056	ITDH3256	ITDH3456
4-8 1/4 (1429)					
4-7 3/4 (1416)					
1-11 11/16 (602)					
5-0 (1524)	ITDH2260	ITDH2660	ITDH3060	ITDH3260	ITDH3460
5-0 1/4 (1530)					
4-11 3/4 (1518)					
2-11 1/16 (652)					
5-4 (1626)	ITDH2264	ITDH2664	ITDH3064	ITDH3264	ITDH3464
5-4 1/4 (1632)					
5-3 3/4 (1619)					
2-3 11/16 (703)					
5-8 (1727)	ITDH2268	ITDH2668	ITDH3068	ITDH3268	ITDH3468 E
5-8 1/4 (1734)					
5-7 3/4 (1721)					
2-5 11/16 (754)					
6-0 (1829)	ITDH2272	ITDH2672	ITDH3072	ITDH3272 E	ITDH3472 E
6-0 1/4 (1835)					
5-11 3/4 (1822)					
2-7 11/16 (805)					
6-4 (1930)	ITDH2276	ITDH2676	ITDH3076 E	ITDH3276 E	ITDH3476 E
6-4 1/4 (1937)					
6-3 3/4 (1924)					
2-9 11/16 (856)					

**MULTIPLE ASSEMBLIES**

Multiple assemblies can be factory mullied.
























































**MAXIMUM ROUGH OPENING** not to exceed 113 1/2" x 76 1/4" Maximum up to 5 units wide by 1 unit high or 2 units wide by 2 units high.

**MAXIMUM ROUGH OPENING** not to exceed 84" x 92" Maximum up to 3 units wide by 5 units high.

Field mull kits are available. Structural mullion reinforcement is required for some assemblies.

Please consult your local Integrity® from Marvin® representative for more information.

























































































## Operator Units

MO (mm)	3-0 (914)	3-2 (965)	3-6 (1067)	4-0 (1219)	4-6 (1372)
RO (mm)	3-0 1/2 (927)	3-2 1/2 (978)	3-6 1/2 (1080)	4-0 1/2 (1232)	4-6 1/2 (1384)
Frame Size (mm)	2-11 1/2 (902)	3-1 1/2 (953)	3-5 1/2 (1054)	3-11 1/2 (1207)	4-5 1/2 (1359)
DLO (mm)	2-5 11/16 (754)	2-7 11/16 (805)	2-11 11/16 (906)	3-5 11/16 (1059)	3-11 11/16 (1211)
3-0 (914) 3-0 1/4 (921) 2-11 3/4 (908) 1-11 7/16 (348)	 ITDH3636 (S.O. 2-10 x 2-10)	 ITDH3836 (S.O. 3-0 x 2-10)	 ITDH4236 (S.O. 3-4 x 2-10)	 ITDH4836 (S.O. 3-8 x 2-10)	 ITDH5436 (S.O. 4-4 x 2-10)
3-4 (1016) 3-4 1/4 (1022) 3-3 3/4 (1010) 1-3 11/16 (398)	 ITDH3640 (S.O. 2-10 x 3-2)	 ITDH3840 (S.O. 3-0 x 3-2)	 ITDH4240 (S.O. 3-4 x 3-2)	 ITDH4840 (S.O. 3-8 x 3-2)	 ITDH5440 (S.O. 4-4 x 3-2)
3-8 (1176) 3-8 1/4 (1124) 3-7 3/4 (1111) 1-5 11/16 (449)	 ITDH3644 (S.O. 2-10 x 3-6)	 ITDH3844 (S.O. 3-0 x 3-6)	 ITDH4244 (S.O. 3-4 x 3-6)	 ITDH4844 (S.O. 3-8 x 3-6)	 ITDH5444 (S.O. 4-4 x 3-6)
4-0 (1219) 4-0 1/4 (1226) 3-11 3/4 (1213) 1-7 11/16 (500)	 ITDH3648 (S.O. 2-10 x 3-10)	 ITDH3848 (S.O. 3-0 x 3-10)	 ITDH4248 (S.O. 3-4 x 3-10)	 ITDH4848 (S.O. 3-8 x 3-10)	 ITDH5448 (S.O. 4-4 x 3-10)
4-4 (1321) 4-4 1/4 (1327) 4-3 3/4 (1314) 1-9 11/16 (551)	 ITDH3652 (S.O. 2-10 x 4-2)	 ITDH3852 (S.O. 3-0 x 4-2)	 ITDH4252 (S.O. 3-4 x 4-2)	 ITDH4852 (S.O. 3-8 x 4-2)	 ITDH5452 (S.O. 4-4 x 4-2)
4-8 (1422) 4-8 1/4 (1429) 4-7 3/4 (1416) 1-11 11/16 (602)	 ITDH3656 (S.O. 2-10 x 4-6)	 ITDH3856 (S.O. 3-0 x 4-6)	 ITDH4256 (S.O. 3-4 x 4-6)	 ITDH4856 (S.O. 3-8 x 4-6)	 ITDH5456 (S.O. 4-4 x 4-6)
5-0 (1524) 5-0 1/4 (1530) 4-11 3/4 (1518) 2-11 11/16 (652)	 ITDH3660 E (S.O. 2-10 x 4-10)	 ITDH3860 E (S.O. 3-0 x 4-10)	 ITDH4260 E (S.O. 3-4 x 4-10)	 ITDH4860 E (S.O. 3-8 x 4-10)	 ITDH5460 E (S.O. 4-4 x 4-10)
5-4 (1626) 5-4 1/4 (1632) 5-3 3/4 (1619) 2-3 11/16 (703)	 ITDH3664 E (S.O. 2-10 x 5-2)	 ITDH3864 E (S.O. 3-0 x 5-2)	 ITDH4264 E (S.O. 3-4 x 5-2)	 ITDH4864 E (S.O. 3-8 x 5-2)	 ITDH5464 E (S.O. 4-4 x 5-2)
5-8 (1727) 5-8 1/4 (1734) 5-7 3/4 (1721) 2-5 11/16 (754)	 ITDH3668 E (S.O. 2-10 x 5-6)	 ITDH3868 E (S.O. 3-0 x 5-6)	 ITDH4268 E (S.O. 3-4 x 5-6)	 ITDH4868 E (S.O. 3-8 x 5-6)	 ITDH5468 E (S.O. 4-4 x 5-6)
6-0 (1829) 6-0 1/4 (1835) 5-11 3/4 (1822) 2-7 11/16 (805)	 ITDH3672 E (S.O. 2-10 x 5-10)	 ITDH3872 E (S.O. 3-0 x 5-10)	 ITDH4272 E (S.O. 3-4 x 5-10)	 ITDH4872 E (S.O. 3-8 x 5-10)	 ITDH5472 E (S.O. 4-4 x 5-10)
6-4 (1930) 6-4 1/4 (1937) 6-3 3/4 (1924) 2-9 11/16 (856)	 ITDH3676 E (S.O. 2-10 x 6-2)	 ITDH3876 E (S.O. 3-0 x 6-2)	 ITDH4276 E (S.O. 3-4 x 6-2)	 ITDH4876 E (S.O. 3-8 x 6-2)	 ITDH5476 E (S.O. 4-4 x 6-2)

# DOUBLE HUNG























## 2 Wide Operator Units

<b>MO (mm)</b>	3-7 1/2 (1105)	4-3 1/2 (1308)	4-11 1/2 (1511)	5-3 1/2 (1613)	5-7 1/2 (1715)	5-11 1/2 (1816)	6-3 1/2 (1918)	6-11 1/2 (2121)
<b>RO (mm)</b>	3-8 (1118)	4-4 (1321)	5-0 (1524)	5-4 (1626)	5-8 (1727)	6-0 (1829)	6-4 (1930)	7-0 (2134)
<b>Frame Size (mm)</b>	3-7 (1092)	4-3 (1295)	4-11 (1499)	5-3 (1600)	5-7 (1702)	5-11 (1803)	6-3 (1905)	6-11 (2108)

3-0 (914) 3-0 1/4 (921) 3-1 (914)								
3-4 (1016) 3-4 1/4 (1022) 3-3 3/4 (1010)								
3-8 (1176) 3-8 1/4 (1124) 3-7 3/4 (1111)								
4-0 (1219) 4-0 1/4 (1226) 3-11 3/4 (1213)								
4-4 (1321) 4-4 1/4 (1327) 4-3 3/4 (1314)								
4-8 (1422) 4-8 1/4 (1429) 4-7 3/4 (1416)								
5-0 (1524) 5-0 1/4 (1530) 4-11 3/4 (1518)								
5-4 (1626) 5-4 1/4 (1632) 5-3 3/4 (1619)								
5-8 (1727) 5-8 1/4 (1734) 5-7 3/4 (1721)								
6-0 (1829) 6-0 1/4 (1835) 5-11 3/4 (1822)								
6-4 (1930) 6-4 1/4 (1937) 6-3 3/4 (1924)								

## 2 Wide Operator Units






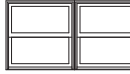

















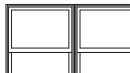










































<b>MO (mm)</b>	7-11 1/2 (2426)	8-11 1/2 (2731)
<b>RO (mm)</b>	8-0 (2438)	9-0 (2743)
<b>Frame Size (mm)</b>	7-11 (2413)	8-11 (2718)

3-0 (914) 3-0 1/4 (921) 2-11 3/4 (908)		
ITDH 4836 2W	ITDH 5436 2W	
3-4 (1016) 3-4 1/4 (1022) 3-3 3/4 (1010)		
ITDH 4840 2W	ITDH 5440 2W	
3-8 (1176) 3-8 1/4 (1124) 3-7 3/4 (1111)		
ITDH 4844 2W	ITDH 5444 2W	
4-0 (1219) 4-0 1/4 (1226) 3-11 3/4 (1213)		
ITDH 4848 2W	ITDH 5448 2W	
4-4 (1321) 4-4 1/4 (1327) 4-3 3/4 (1314)		
ITDH 4852 2W	ITDH 5452 2W	
4-8 (1422) 4-8 1/4 (1429) 4-7 3/4 (1416)		
ITDH 4856 2W	ITDH 5456 2W	
5-0 (1524) 5-0 1/4 (1530) 4-11 3/4 (1518)		
ITDH 4860 2W E	ITDH 5460 2W E	
5-4 (1626) 5-4 1/4 (1632) 5-3 3/4 (1619)		
ITDH 4864 2W E	ITDH 5464 2W E	
5-8 (1727) 5-8 1/4 (1734) 5-7 3/4 (1721)		
ITDH 4868 2W E	ITDH 5468 2W E	
6-0 (1829) 6-0 1/4 (1835) 5-11 3/4 (1822)		
ITDH 4872 2W E	ITDH 5472 2W E	
6-4 (1930) 6-4 1/4 (1937) 6-3 3/4 (1924)		
ITDH 4876 2W E	ITDH 5476 2W E	

# DOUBLE HUNG

## 3 Wide Operator Units

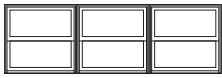
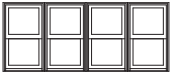
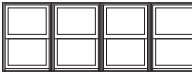





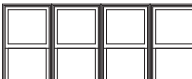
























<b>MO (mm)</b>	5-5 (1651)	6-5 (1956)	7-5 (2261)	7-11 (2413)	8-5 (2565)	8-11 (2718)
<b>RO (mm)</b>	5-5 1/2 (1664)	6-5 1/2 (1969)	7-5 1/2 (2273)	7-11 1/2 (2426)	8-5 1/2 (2578)	8-11 1/2 (2731)
<b>Frame Size (mm)</b>	5-4 1/2 (1638)	6-4 1/2 (1943)	7-4 1/2 (2248)	7-10 1/2 (2400)	8-4 1/2 (2553)	8-10 1/2 (2705)

3-0 (914) 3-0 1/4 (921) 3-0 1/4 (922)	 ITDH2236 3W	 ITDH2636 3W	 ITDH3036 3W	 ITDH3236 3W	 ITDH3436 3W	 ITDH3636 3W
3-4 (1016) 3-4 1/4 (1022) 3-3 3/4 (1010)	 ITDH2240 3W	 ITDH2640 3W	 ITDH3040 3W	 ITDH3240 3W	 ITDH3440 3W	 ITDH3640 3W
3-8 (1176) 3-8 1/4 (1124) 3-7 3/4 (1111)	 ITDH2244 3W	 ITDH2644 3W	 ITDH3044 3W	 ITDH3244 3W	 ITDH3444 3W	 ITDH3644 3W
4-0 (1219) 4-0 1/4 (1226) 3-11 3/4 (1213)	 ITDH2248 3W	 ITDH2648 3W	 ITDH3048 3W	 ITDH3248 3W	 ITDH3448 3W	 ITDH3648 3W
4-4 (1321) 4-4 1/4 (1327) 4-3 3/4 (1314)	 ITDH2252 3W	 ITDH2652 3W	 ITDH3052 3W	 ITDH3252 3W	 ITDH3452 3W	 ITDH3652 3W
4-8 (1422) 4-8 1/4 (1429) 4-7 3/4 (1416)	 ITDH2256 3W	 ITDH2656 3W	 ITDH3056 3W	 ITDH3256 3W	 ITDH3456 3W	 ITDH3656 3W
5-0 (1524) 5-0 1/4 (1530) 4-11 3/4 (1518)	 ITDH2260 3W	 ITDH2660 3W	 ITDH3060 3W	 ITDH3260 3W	 ITDH3460 3W	 ITDH3660 3W E
5-4 (1626) 5-4 1/4 (1632) 5-3 3/4 (1619)	 ITDH2264 3W	 ITDH2664 3W	 ITDH3064 3W	 ITDH3264 3W	 ITDH3464 3W	 ITDH3664 3W E
5-8 (1727) 5-8 1/4 (1734) 5-7 3/4 (1721)	 ITDH2268 3W	 ITDH2668 3W	 ITDH3068 3W	 ITDH3268 3W	 ITDH3468 3W E	 ITDH3668 3W E
6-0 (1829) 6-0 1/4 (1835) 5-11 3/4 (1822)	 ITDH2272 3W	 ITDH2672 3W	 ITDH3072 3W	 ITDH3272 3W E	 ITDH3472 3W E	 ITDH3672 3W E
6-4 (1930) 6-4 1/4 (1937) 6-3 3/4 (1924)	 ITDH2276 3W	 ITDH2676 3W	 ITDH3076 3W E	 ITDH3276 3W E	 ITDH3476 3W E	 ITDH3676 3W E

## 3 Wide and Operator Units

## 4 Wide Operator Units

MO (mm)	9-5 (2870)	7-2 1/2 (2197)	8-6 1/2 (2604)
RO (mm)	9-5 1/2 (2883)	7-3 (2210)	8-7 (2616)
Frame Size (mm)	9-4 1/2 (2858)	7-2 (2184)	8-6 (2591)

3-0 (914) 3-0 1/4 (921)			
3-4 (1016) 3-4 1/4 (1022)			
3-8 (1176) 3-8 1/4 (1124)			
4-0 (1219) 4-0 1/4 (1226)			
4-4 (1321) 4-4 1/4 (1327)			
4-8 (1422) 4-8 1/4 (1429)			
5-0 (1524) 5-0 1/4 (1530)			
5-4 (1626) 5-4 1/4 (1632)			
5-8 (1727) 5-8 1/4 (1734)			
6-0 (1829) 6-0 1/4 (1835)			
6-4 (1930) 6-4 1/4 (1937)			
2-11 3/4 (908)			
3-0 1/4 (921)			
3-3 3/4 (1010)			
3-7 3/4 (1111)			
3-11 3/4 (1213)			
4-3 3/4 (1314)			
4-7 3/4 (1416)			
4-11 3/4 (1518)			
5-3 3/4 (1619)			
5-7 3/4 (1721)			
5-11 3/4 (1822)			
6-3 3/4 (1924)			

Details and Elevations not to scale.

Special sized units available within and outside of CN matrix. Please contact your Integrity Dealer

Minimum frame size: 17.5" x 27.75"

Maximum frame size: 53.5" x 83.75"

Optional Double Hung Grilles, GBGs and SDLs are available in a standard Rectangular cut shown. Other available lite cuts shown on page 49.

When ordering 6 9/16" (167 mm) jambs, add 1/4" (6 mm) to width and 1/8" (3 mm) to height for Rough Opening, Frame Size and Masonry Opening.

E = These windows meet National Egress Codes for fire evacuation. Local codes may differ.

Available in equal, cottage, and reverse cottage sash configurations. Cottage and reverse cottage sash configurations are not available below CN 36 height and above CN 68 height.

### MULTIPLE ASSEMBLIES

Multiple assemblies can be factory mullied.

**MAXIMUM ROUGH OPENING** not to exceed 113 1/2" x 76 1/4" Maximum up to 5 units wide by 1 unit high or 2 units wide by 2 units high.

**MAXIMUM ROUGH OPENING** not to exceed 84" x 92" Maximum up to 3 units wide by 5 units high.

Field mull kits are available. Structural mullion reinforcement is required for some assemblies.

Please consult your local Integrity from Marvin representative for more information.

### Construction Details

